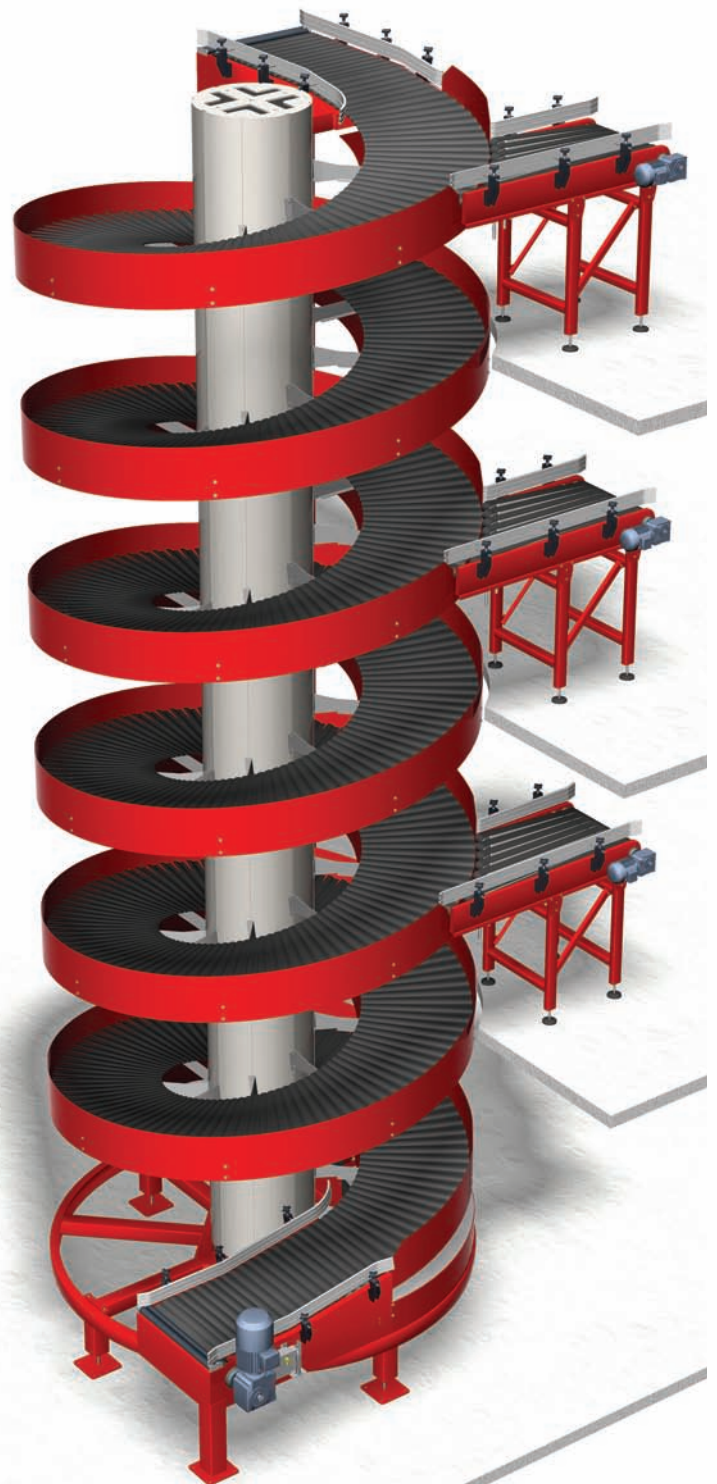


Multiple Entry Spirals

“A Solution for Multi-Tiered Product Flow”

The Multiple Entry Spirals allow loads to enter the spirals from several different elevations.

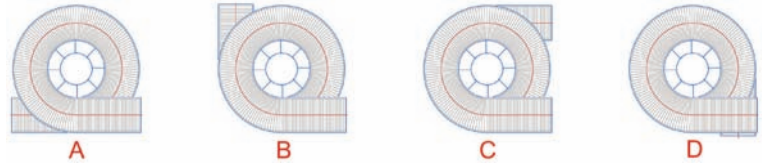
A new high speed induction conveyor provides controlled spiral entry. The conveyor belts are individually adjustable to match the spiral pitch. Traffic controls are required to prevent loads from different levels colliding in the spiral.





Modular Design:

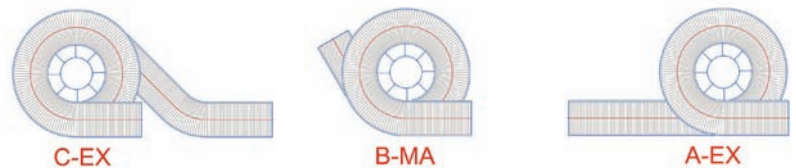
An innovative modular design allows Ryson to customize with ease and modify in the field to accommodate emerging needs. All spirals are made to order and are available in 4 basic configurations (A, B, C and D), accommodating most requirements relating to the location of the in and out feed tangents. All configurations can operate up or down in a clockwise or counterclockwise rotation.



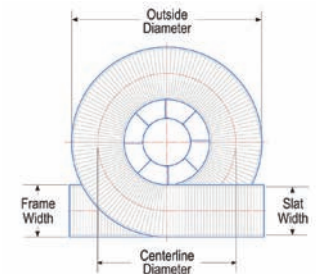
Custom configurations:

The position of the infeed tangent on up spirals and the outfeed tangent on down spirals can be customized to meet specific lay-out requirements. This is possible for all standard configurations. The following depict samples of common customizations:

- **C-EX** configuration matches the centerline of the top and bottom conveyors. Centerline offsets can also be accommodated.
- **B-MA** is an example of modified in or outfeed angle. The modified angle is normally 45 or 30 degrees, but other angles can be provided.
- **A-EX** show extended in or outfeed tangents which can be straight or curved and can accommodate centerline off-sets.



Type	Outside Diameter	Centerline Diameter	Slat Width	Frame Width
1700-400-HC	7'-3" (2200)	5'-7" (1700)	16" (400)	1'-7" (480)
1700-600-HC	7'-11" (2400)	5'-7" (1700)	24" (600)	2'-3" (680)



RYSON

INTERNATIONAL, INC

VERTICAL CONVEYING SOLUTIONS

Ryson is the number one Spiral Conveyor manufacturer in the USA.
For application assistance or more information, give us a call or visit www.ryson.com