

## HEAVY DUTY KINGPINLESS CASTER SERIES

### STANDARD FEATURES

- Clear zinc plated for corrosion resistance.
- $\frac{3}{8}$ " single row precision ball bearings in a high strength, through hardened  $2\frac{1}{4}$ " diameter raceway with a zerk grease fitting for easy maintenance.
- $\frac{3}{4}$ " wheel axle with a lubrication fitting.
- Wheels have 1" straight roller bearing that rotates on a hardened spanner bushing.
- $\frac{1}{4}$ " Heavy duty mounting plate and legs that are welded both inside and out.

Kingpinless swivel casters are designed to swivel easier and outperform standard kingpin designs in abusive conditions and heavier loads.

4-Position bolt-on field installed swivel lock available, Part # 8G000296097

Choice of wheels: Polyurethane on Cast Iron Hub, Phenolic, and Cast Iron.

Applications: Heavy duty carts, dollies, and carts.



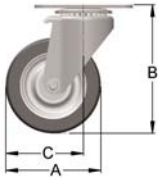
**Driven  
to Exceed  
Expectations**

**800-558-0117**

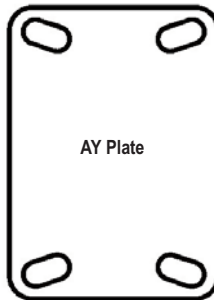
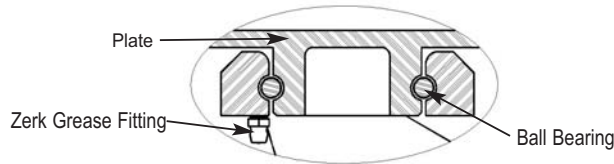
**[www.erwagner.com](http://www.erwagner.com)**

**Caster Specifications**

<b>A</b> Wheel Dia. (inches)	Approximate Tread Width (inches)	Caster Capacity (pounds)	Wheel Bearing Type	<b>B</b> Height (inches)	<b>C</b> Swivel Radius (inches)	Approximate Weight (pounds)†	Swivel Caster Part No.	Rigid Caster Part No.
<b>POLYURETHANE SOFT TREAD WHEEL / CAST IRON HUB (Aluminum Hub/Green Tread)</b>								
6	2-1/2	1600	Roller	7-1/2	5-1/16	16-1/2	8FXA06J250001AY	8FX306J250001AY
8	2-1/2	1800	Roller	10-1/8	6-5/16	18-1/2	8FXA08J250001AY	8FX308J250001AY
10	2-1/2	2000	Roller	11-1/2	7-9/16	21-1/2	8FXA0TJ250001AY	8FX30TJ250001AY
<b>DURATEX HARD TREAD WHEEL (All Black Reinforced Phenolic Resin)</b>								
6	2-1/2	1600	Roller	7-1/2	5-1/16	12-1/2	8WXA064380001AY	8WX3064380001AY
8	2-1/2	2000	Roller	10-1/8	6-5/16	15	8WXA084380001AY	8WX3084380001AY
10	2-1/2	2000	Roller	11-1/2	7-9/16	16-1/2	8WXA0T4380001AY	8WX30T4380001AY
<b>CAST IRON HARD TREAD WHEEL (All Silver)</b>								
5	2-1/2	2000	Roller	6-1/2	4-5/16	17	8FXA054110001AY	8FX3054110001AY
6	2-1/2	2000	Roller	7-1/2	5-1/16	19	8FXA064110001AY	8FX3064110001AY
8	2-1/2	2000	Roller	10-1/8	6-5/16	23	8FXA084110001AY	8FX3084110001AY
10	2-1/2	2000	Roller	11-1/2	7-9/16	25-1/2	8FXA0T4110001AY	8FX30T4110001AY



Cross section of kingpinless style raceway



**AY Top Plate**

Overall Size: 4-1/2" x 6-5/16"  
 Hole Spacing: 2-7/16" x 4-15/16"  
 slotted to 3-3/8" x 5-1/4"  
 Hole Diameter: 35/64" x 1" slots  
 Bolt Diameter: 1/2"

**Driven  
to Exceed  
Expectations**

**800-558-0117**

**www.erwagner.com**