



# Pallet Rack Safety and Security Systems

## Industry Uses:

- Distribution & Warehousing
- Manufacturing
- Energy & Utilities
- Pharmaceutical
- Biotech & Chemical

## Features:

### Heavy-Duty

With a name like “Beast”, it’s only fitting that our material comes standard in the heaviest gauge of wire mesh on the market, fully framed.

### Fits Your Bay

Whether extending above the uprights, creating protection above driver tunnels, or enclosing the sides of your rack, we have options designed to fit.

### Giving You Options

Various brackets allow you to attach directly to the selective rack upright regardless of the style or size.

### When Safety Matters

Won’t cut from impact like netting.

### Reliable

Backed by our unrivaled 10-year warranty.




**NOTE:**  
Standard Finish Color is BeastBlack. Orange is Optional.

Works with your storage racking system, not against it

Prevents costly damage and injuries due to falling objects

Averts theft of costly inventory and tooling








## Panels


Panels are constructed of 6-gauge wire welded in a 2" square mesh pattern, welded securely into a 1-1/4" x 1/8" thick full angle frame. To provide coverage, panels will stack to the desired height. For example, you might use (2) 5' high and (1) 4' panels for 14' of coverage. Standard sized panels are designed to match the inside dimension between uprights and have multiple holes punched to avoid mounting brackets at beam levels.

**Oversized Bays:** Bays wider than 10' require (2) panels wide adjoined with a 4' splice channel bolted to the top and bottom panels.



## Doors

Constructed similar to the panels, but with flat steel stock welded diagonally for additional rigidity. Doors are punched to accept bolt on padlock hasps (provided), and are furnished with threaded rod ends to connect to pivot style brackets. Slide and custom doors are also available upon request.



## Brackets

Panel brackets are available for a variety of uses and upright styles/sizes: A fixed, flush-mount angle bracket; adjustable angle brackets designed to work w/ open channel teardrop uprights in (2) size options; and, adjustable 'universal' brackets to fit most upright styles. Door brackets have pintles welded to plates that capture the upright allowing flexible placement.



FIXED



ADJUSTABLE



UNIVERSAL



PIVOT

Part #	RB00	RB06	RB12	URB12S/D	PB1 & PB2
Type	Fixed	Adjustable	Adjustable	Universal	Pivot (for doors)
Offset(s)	0" (Flush-Mount)	4", 5" & 6"	8", 10" & 12"	Adj. from 2"-12"	N/A (Flush-Mount)

## Finish

All materials are powder coated tough. Standard in **BeastBlack**.



BeastBlack



Gray



OSHA  
Orange



Blue



Red



Yellow



White



Green

NOTE: Colors are approximate



[www.BeastWireMesh.com](http://www.BeastWireMesh.com)

711 South Commerce Drive, Seymour, IN 47274

Ph: (800) 841-0680 • Fax: (800) 428-5758

