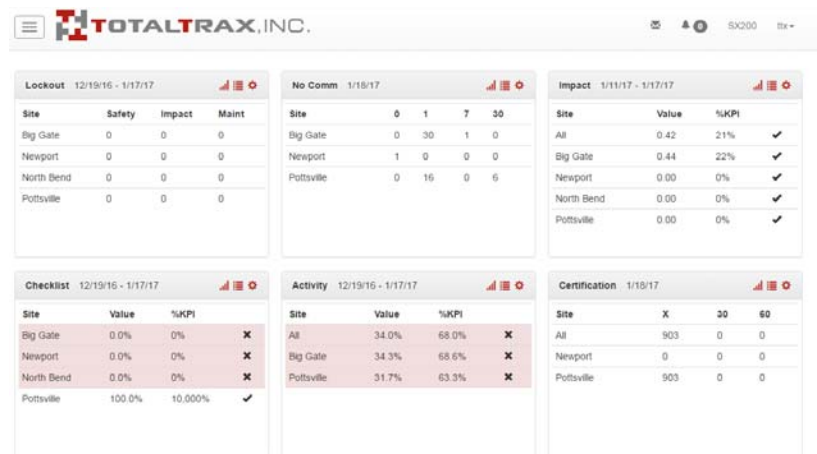


# CommandPulseDX™

## Insights at a glance, on one screen

CommandPulseDX is a flexible tool set designed to help Fleet, Safety and Warehouse managers and supervisors optimize their day. From a single screen, users are presented with clear “at a glance” insights to the health of their operations. This eliminates time-consuming report generation, inspection and analysis. Through customizable dashboards, charts and tables, users have a self-service, exception-based view to Key Performance Indicators (KPIs) essential to areas they manage. Clicks provide access to underlying data to identify root causes and guide the user to appropriate solutions.



Lockout 12/19/16 - 1/17/17			
Site	Safety	Impact	Maint
Big Gate	0	0	0
Newport	0	0	0
North Bend	0	0	0
Pottsville	0	0	0

No Comm 1/18/17				
Site	0	1	7	30
Big Gate	0	30	1	0
Newport	1	0	0	0
Pottsville	0	16	0	6

Impact 1/11/17 - 1/17/17		
Site	Value	%KPI
All	0.42	21%
Big Gate	0.44	22%
Newport	0.00	0%
North Bend	0.00	0%
Pottsville	0.00	0%

Checklist 12/19/16 - 1/17/17			
Site	Value	%KPI	
Big Gate	0.0%	0%	✘
Newport	0.0%	0%	✘
North Bend	0.0%	0%	✘
Pottsville	100.0%	10,000%	✔

Activity 12/19/16 - 1/17/17		
Site	Value	%KPI
All	34.0%	68.0%
Big Gate	34.3%	68.6%
Pottsville	31.7%	63.3%

Certification 1/18/17			
Site	X	30	60
All	903	0	0
Newport	0	0	0
Pottsville	903	0	0

### Customizable Dashboard

- Data most relevant to the user’s interests can be customized into a personalized dashboard
- Presents a self-service, exception based “single screen” of indicators
- Indicators are designed for easy, “at-a-glance” recognition and interpretation

### Time Saving Automation

- Automates work that the user formerly had to perform, running and analyzing reports
- Uses extensive data mining, guided by user-configured parameters

### Live Information

- The data and analysis driving the CommandPulseDX Dashboard is live
- Facilitates rapid assessment of the most current performance and issues
- Enables ability to act with appropriate priority and timeliness

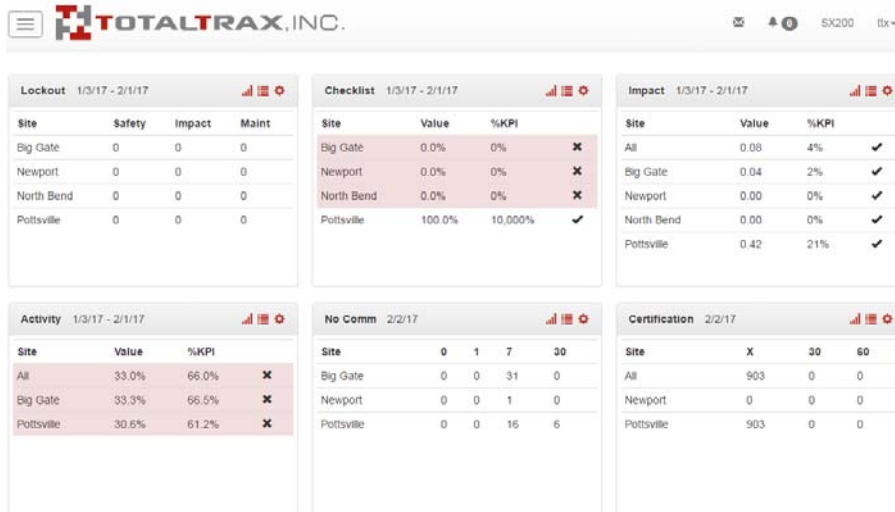
### KPI Driven

- Indicators based on user established Key Performance Indicators (KPIs)
- Focus on goals to the operation of the areas users manage or control
- Measure progress and drive continuous improvement (Lean)

### Simple Click Drill Downs

- Access via drill downs to underlying data behind the indicators
- Identify issues and problem sources; spot root causes
- Guide the user to appropriate corrective actions





**The CommandPulseDX Dashboard**  
All the metrics most important to you are assembled in a “single pane of glass”.

Arrange the panels and set parameters to trigger color coded and Icon indicators so you spot in a glance any trouble areas.

The system works for you. Data is mined and analyzed live to highlight exceptions which deserve attention.

**KPI Targets**

Description	Value	Units	Site Name
ImpactSevere	2	impacts / active hour	Site A
ImpactWarning	1	impacts / active hour	Site B
ChecklistPass	1	percent	Site A
SpeedSevere	1	event / active hour	Site B
SpeedWarn	1	event / active hour	Site A
GeoFence	1	event / active hour	Site B
OperatorActivity	50	percent	Site A
UnitActivity	50	percent	Site B
Activity	50	per cent	Site A
ImpactWarning	3	impacts / active hour	Site B

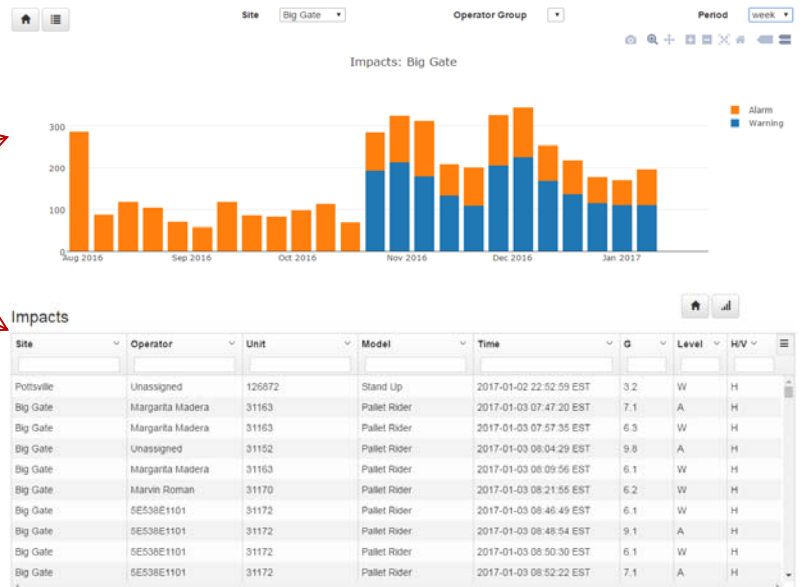
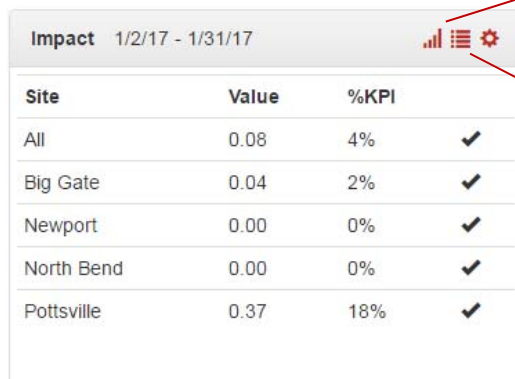
**Key Performance Indicators**

Configure relevant KPIs to reflect your goals and metrics in the areas most important to you.

Track performance against your KPIs to take quick and effective actions to achieve better results.

**Drill Downs**

Click to graphic charts or tabular data behind the indicators to spot critical trends and get root cause insights to take efficient and effective action.



**System Requirements**

CommandPulseDX requires SX200 Cloud Services. Supported browsers:

- Google® Chrome™, version 20 or higher
- Mozilla® Firefox®, version 12 or higher
- Microsoft® Internet Explorer®, version 11 or higher
- Microsoft Edge®

Chrome and Firefox web browsers are highly recommended.

To learn more visit [totaltraxinc.com](http://totaltraxinc.com)

Or call 302.514.0600.

Customer Service: 855.895.7720

Technical Service: 855.895.7721

920 West Basin Road, Suite 402

New Castle, DE | 19720 | USA