



IEP Folding Security Gates

- Access control and security while providing visibility and air circulation
- Maintenance-free galvanized steel construction
- Stocked Items ship within 2-3 business days; Custom Items ship within 7-14 business days
- Custom Powder Coated colors available
- 100% Made In America



**ILLINOIS
ENGINEERED
PRODUCTS**

The Preferred Security Gates for Protecting Businesses Since 1962

Heavy-Duty

Single Standard Gates: Simple Security

Our galvanized steel folding gates are designed to secure dock, receiving, garage & service doorways or hallways & entrances up to 12' wide without sacrificing visibility or air circulation. Gates pivot 180 degrees on their mountings, moving completely out of the opening. Gates can be installed virtually anywhere, including inside or outside door jambs, between posts or bollards, attached to pallet racks, walls and even windows! Installs in less than 30 minutes!

Single Gate Specifications

U-Channel Webbing: 3/8" x 3/4" 14-Gauge Steel

Frame: 1-1/2" x 1-1/2" 12-Gauge Vertical Angle Iron, Zinc Plated

Caster: 2" Solid Steel, Welded to Frame, Zinc Plated

Hasp: 3/16" Hasp, Welded to Frame

Locking Bar: 1-1/2" x 1-1/2" 12-Gauge Angle Iron, Zinc Plated

Drop & Support Pins: 5/8" Diameter, Welded to Frame, Zinc Plated

U-Bracket: 3/16" Steel, Welded to Frame at Top and Bottom

Standard Mounting Bracket: 2-1/2" x 7" Steel "L" Bracket, Zinc Plate



Product Code	In-Use Width	In-Use Height	Stacked Height	Stacked Width	Weight (LBS)
SSG465	3' - 4'	6'	6' 6"	11" ea	58
SSG470	3' - 4'	6' 6"	7'	11" ea	61
SSG475	3' - 4'	7'	7' 6"	11" ea	64
SSG480	3' - 4'	7' 6"	8'	11" ea	67
SSG485	3' - 4'	8'	8' 6"	11" ea	70
SSG565	4' - 5'	6'	6' 6"	11" ea	61
SSG570	4' - 5'	6' 6"	7'	11" ea	62
SSG575	4' - 5'	7'	7' 6"	11" ea	65
SSG580	4' - 5'	7' 6"	8'	11" ea	67
SSG585	4' - 5'	8'	8' 6"	11" ea	69
SSG665	5' - 6'	6'	6' 6"	11" ea	64
SSG670	5' - 6'	6' 6"	7'	11" ea	66
SSG675	5' - 6'	7'	7' 6"	11" ea	68
SSG680	5' - 6'	7' 6"	8'	11" ea	70
SSG685	5' - 6'	8'	8' 6"	11" ea	72
HAS CENTER WEB DROP PIN					
SSG765	6' - 7'	6'	6' 6"	11" ea	69
SSG770	6' - 7'	6' 6"	7'	11" ea	71
SSG775	6' - 7'	7'	7' 6"	11" ea	73
SSG780	6' - 7'	7' 6"	8'	11" ea	75
SSG785	6' - 7'	8'	8' 6"	11" ea	77
SSG865	7' - 8'	6'	6' 6"	11" ea	74
SSG870	7' - 8'	6' 6"	7'	11" ea	77
SSG875	7' - 8'	7'	7' 6"	11" ea	80
SSG880	7' - 8'	7' 6"	8'	11" ea	83
SSG885	7' - 8'	8'	8' 6"	11" ea	87
SSG965	8' - 9'	6'	6' 6"	15" ea	80
SSG970	8' - 9'	6' 6"	7'	15" ea	85
SSG975	8' - 9'	7'	7' 6"	15" ea	87
SSG980	8' - 9'	7' 6"	8'	15" ea	89
SSG985	8' - 9'	8'	8' 6"	15" ea	94
SSG1065	9' - 10'	6'	6' 6"	15" ea	88
SSG1070	9' - 10'	6' 6"	7'	15" ea	91
SSG1075	9' - 10'	7'	7' 6"	15" ea	92
SSG1080	9' - 10'	7' 6"	8'	15" ea	94
SSG1085	9' - 10'	8'	8' 6"	15" ea	97
SSG1170	10' - 11'	6' 6"	7'	15" ea	100
SSG1180	10' - 11'	7' 6"	8'	15" ea	110
HAS OUTRIGGER WITH AXLES					
SSG1270	11' - 12'	6' 6"	7'	22" ea	120
SSG1280	11' - 12'	7' 6"	8'	22" ea	130



Heavy-Duty

Pair Gates: The Go-To for Security

IEP Pair Gates secure docks, receiving doors, entryways, garage & service entrances, and hallways & aisles without sacrificing visibility or air circulation. Gates up to 24' wide are stocked; larger sizes are available with a quick turnaround. Gates can be installed virtually anywhere, including inside or outside door jambs, between posts or bollards, attached to pallet racks, walls and even windows!

Pair Gate Specifications

U-Channel Webbing: 3/8" x 3/4" 14-Gauge Steel

Frame: 1-1/2" x 1-1/2" 12-Gauge Vertical Angle Iron, Zinc Plated

Caster: 2" Solid Steel, Welded to Frame, Zinc Plated

Hasp: 3/16" Hasp, Welded to Frame

Drop & Support Pins: 5/8" Diameter, Welded to Frame, Zinc Plated

U-Bracket: 3/16" Steel, Welded to Frame at Top and Bottom

Standard Mounting Bracket: 2-1/2" x 7" Steel "L" Bracket, Zinc Plated

Rivets: 3/16" x 1/2" Steel, Zinc Plated



Product Code	In-Use Width	In-Use Height	Stacked Height	Stacked Width	Weight (LBS)
PFG865	6' - 8'	6'	6' 6"	11" ea	96
PFG870	6' - 8'	6' 6"	7'	11" ea	104
PFG875	6' - 8'	7'	7' 6"	11" ea	110
PFG880	6' - 8'	7' 6"	8'	11" ea	112
PFG885	6' - 8'	8'	8' 6"	11" ea	130
PFG1065	8' - 10'	6'	6' 6"	11" ea	104
PFG1070	8' - 10'	6' 6"	7'	11" ea	110
PFG1075	8' - 10'	7'	7' 6"	11" ea	120
PFG1080	8' - 10'	7' 6"	8'	11" ea	132
PFG1085	8' - 10'	8'	8' 6"	11" ea	148
PFG1265	10' - 12'	6'	6' 6"	11" ea	112
PFG1270	10' - 12'	6' 6"	7'	11" ea	116
PFG1275	10' - 12'	7'	7' 6"	11" ea	122
PFG1280	10' - 12'	7' 6"	8'	11" ea	152
PFG1285	10' - 12'	8'	8' 6"	11" ea	158

HAS CENTER WEB DROP PIN

PFG1465	12' - 14'	6'	6' 6"	11" ea	128
PFG1470	12' - 14'	6' 6"	7'	11" ea	138
PFG1475	12' - 14'	7'	7' 6"	11" ea	140
PFG1480	12' - 14'	7' 6"	8'	15" ea	164
PFG1485	12' - 14'	8'	8' 6"	15" ea	196
PFG1665	14' - 16'	6'	6' 6"	15" ea	140
PFG1670	14' - 16'	6' 6"	7'	15" ea	164
PFG1675	14' - 16'	7'	7' 6"	15" ea	166
PFG1680	14' - 16'	7' 6"	8'	15" ea	180
PFG1685	14' - 16'	8'	8' 6"	15" ea	196
PFG1865	16' - 18'	6'	6' 6"	15" ea	160
PFG1870	16' - 18'	6' 6"	7'	15" ea	170
PFG1875	16' - 18'	7'	7' 6"	15" ea	180
PFG1880	16' - 18'	7' 6"	8'	15" ea	186
PFG1885	16' - 18'	8'	8' 6"	15" ea	190
PFG2065	18' - 20'	6'	6' 6"	15" ea	178
PFG2070	18' - 20'	6' 6"	7'	15" ea	180
PFG2075	18' - 20'	7'	7' 6"	15" ea	185
PFG2080	18' - 20'	7' 6"	8'	15" ea	192
PFG2085	18' - 20'	8'	8' 6"	15" ea	197

HAS OUTRIGGER WITH AXLES

PFG2270	20' - 22'	6' 6"	7'	22" ea	210
PFG2280	20' - 22'	7' 6"	8'	22" ea	220
PFG2470	22' - 24'	6' 6"	7'	22" ea	230
PFG2480	22' - 24'	7' 6"	8'	22" ea	240



Extra Heavy-Duty

Hybrid Gates: The Strongest, Most Secure Gate on the Market

The IEP Hybrid Gate is the strongest most secure gate on the market, making it the preferred solution for businesses and government projects. Designed with a continuous frame on all sides that features twice as much steel as our standard heavy-duty gates, the Hybrid utilizes a combination of vertical bars and traditional scissor style webbing to provide total coverage and maximum security. The fully galvanized, weather-resistant gate can have either mounted permanent or fold-away top and bottom tracks. Every Hybrid is custom built to your specifications to protect openings of any size!

Hybrid Gate Specifications

U-Channel Webbing: 3/8" x 3/4" 12-Gauge Steel

Main Vertical Channel: 1-1/4" x 5/8" 14-Gauge C-Channel

Top & Bottom Tracks: 1-7/8" x 1-5/16" 11-Gauge Box Channel

Trolley: 1" Diameter Steel, Zinc Plated

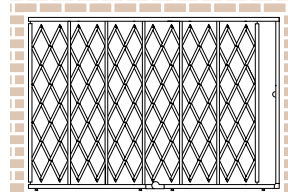
Rivets: 1/4" x 1-1/2" Steel, Zinc Plated

Hinge Bar: 1-1/2" x 1-1/2" 12-Gauge Angle Iron, Zinc Plated

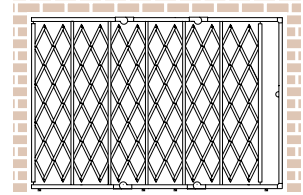
Single Gate Locking Bar: 1-7/8" x 1-5/16" 11-Gauge Box Channel, Equals Height of Gate

Locking Systems: Hasp for Padlock, Cylinder Lock optional (Additional Cost)

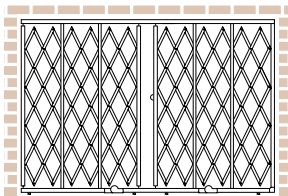
Additional Customization Options: Powder Coat to Match Desired Aesthetic



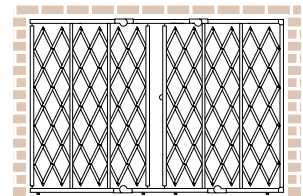
Single Gate: Fixed Top & Fold-Away Bottom Track
Max Width 16' | Max Height 12'



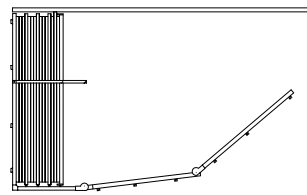
Single Gate: Fold-Away Top & Bottom Tracks
Max Width 16' | Max Height 7'9"



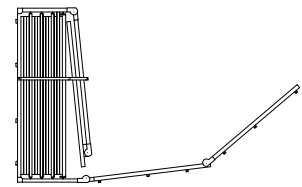
Pair Gate: Fixed Top & Fold-Away Bottom Track
Max Width 32' | Max Height 12'



Pair Gate: Fold-Away Top & Bottom Tracks
Max Width 16' | Max Height 7'9"



Fixed Top & Fold-Away Bottom Track




Fold-Away Top & Bottom Tracks

HOW TO ORDER A HYBRID GATE:

- Determine whether gate will be installed in-jamb or face-mount
- Measure the exact width and height of the opening
- Decide whether tracks will be fixed or folding
- Call IEP for options and pricing to customize your order

**EACH
HYBRID GATE
IS CUSTOM
MADE**



Medium-Duty

ECO™ Gates: Securing Spaces & Budgets

If budget requires a low-cost alternative to traditional folding gates – go ECO. Both economical and green, ECO Gates feature a wider steel design, reducing manufacturing waste. Using 25% less steel and 100% recycled materials allows us to use US steel and deliver products at an affordable price. ECO Gates are an excellent medium-duty alternative.

ECO Gate Specifications

U-Channel Webbing: 3/8" x 3/4" 16-Gauge Steel
(0.625" thick) Galvanized

Frame: 1-1/2" x 1-1/2" 12-Gauge Angle Iron,
Gray Powder Coat

Caster: 2" Metal, Welded to Frame, Gray Powder Coat

Hasp: 3/16" Hasp, Welded to Frame

Drop & Support Pins: 5/8" Diameter, Welded to Frame, Gray Powder Coat

U-Bracket: 3/16" Steel, Welded to Frame at Top

Locking Bar: 1-1/2" x 1-1/2" 12-Gauge Angle Iron,
Gray Powder Coat (Single Gate Models)

Standard Mounting Bracket: 2-1/2" x 7" Steel "L" Bracket

Rivets: 3/16" x 1/2" Steel, Zinc Plated

Product Code	In-Use Width	In-Use Height	Stacked Height	Stacked Width	Weight (LBS)
SINGLE GATE					
SECO 465	3' - 4'	6'	6' 6"	11" ea	35
SECO 475	3' - 4'	7'	7' 6"	11" ea	50
SECO 565	4' - 5'	6'	6' 6"	11" ea	38
SECO 665	5' - 6'	6'	6' 6"	11" ea	43
SECO 675	5' - 6'	7'	7' 6"	11" ea	61
SECO 865	7' - 8'	6'	6' 6"	11" ea	48
SECO 875	7' - 8'	7'	7' 6"	11" ea	71
PAIR GATE					
PECO 865	6' - 8'	6'	6' 6"	11" ea	69
PECO 1065	8' - 10'	6'	6' 6"	11" ea	77
PECO 1075	8' - 10'	7'	7' 6"	11" ea	100
PECO 1265	10' - 12'	6'	6' 6"	11" ea	85
PECO 1475	12' - 14'	7'	7' 6"	11" ea	122
PECO 1665	14' - 16'	6'	6' 6"	11" ea	102

Made From 100% Recycled Materials!



Heavy-Duty Door gate

Door Gate: Protection for Pedestrian Doorways

Door Gates are perfect for securing high-traffic hallways or entryways up to 4' wide in any type of business or industry. Gates can be mounted on the left or right side and pivot on hinges, opening like a door, while providing the enhanced air circulation and visibility of a folding gate. When not in use, gates collapse and pivot out of the way, creating safe openings that are 100% clear of obstructions.

Door Gate Specifications

U-Channel Webbing: 3/8" x 3/4" 14-Gauge Steel

Frame: 1-1/2" x 1-1/2" 12-Gauge Vertical Angle Iron, Zinc Plated

Hasp: 3/16" Hasp, Welded to Frame

Locking Bar: 12-Gauge & 3/16" Angle Iron, Zinc Plated


Hinge Bar: 1-1/2" x 1-1/2" 12-Gauge Angle Iron, Zinc Plated

Rivets: 3/16" x 1/2" Steel, Zinc Plated

Product Code	In-Use Width	In-Use Height	Stacked Height	Stacked Width	Weight (LBS)
D31	48"	25"	31"	7" ea	16
D33	48"	27"	33"	7" ea	18
D37	48"	31"	37"	7" ea	20
D40	48"	34"	40"	7" ea	22
D43	48"	37"	43"	7" ea	23
D46	48"	40"	46"	7" ea	24
D49	48"	43"	49"	7" ea	25
D51	48"	45"	51"	7" ea	26
D59	48"	53"	59"	7" ea	28
D61	48"	55"	61"	7" ea	32
D63	48"	57"	63"	7" ea	34
D66	48"	60"	66"	7" ea	35
D71	48"	65"	71"	7" ea	45
D73	48"	67"	73"	7" ea	46
D76	48"	70"	76"	7" ea	47
D79	48"	73"	79"	7" ea	49
D81	48"	75"	81"	7" ea	50
D83	48"	77"	83"	7" ea	52



IEP Gates are exclusively sold by Authorized Dealers.



ILLINOIS ENGINEERED PRODUCTS

The Preferred Security Gates for Protecting Businesses Since 1962



© 2019 Illinois Engineered Products Rev. 02-19

IllinoisEngineeredProducts.com | 877.437.4623